EXAMPLE TLAG PLANS

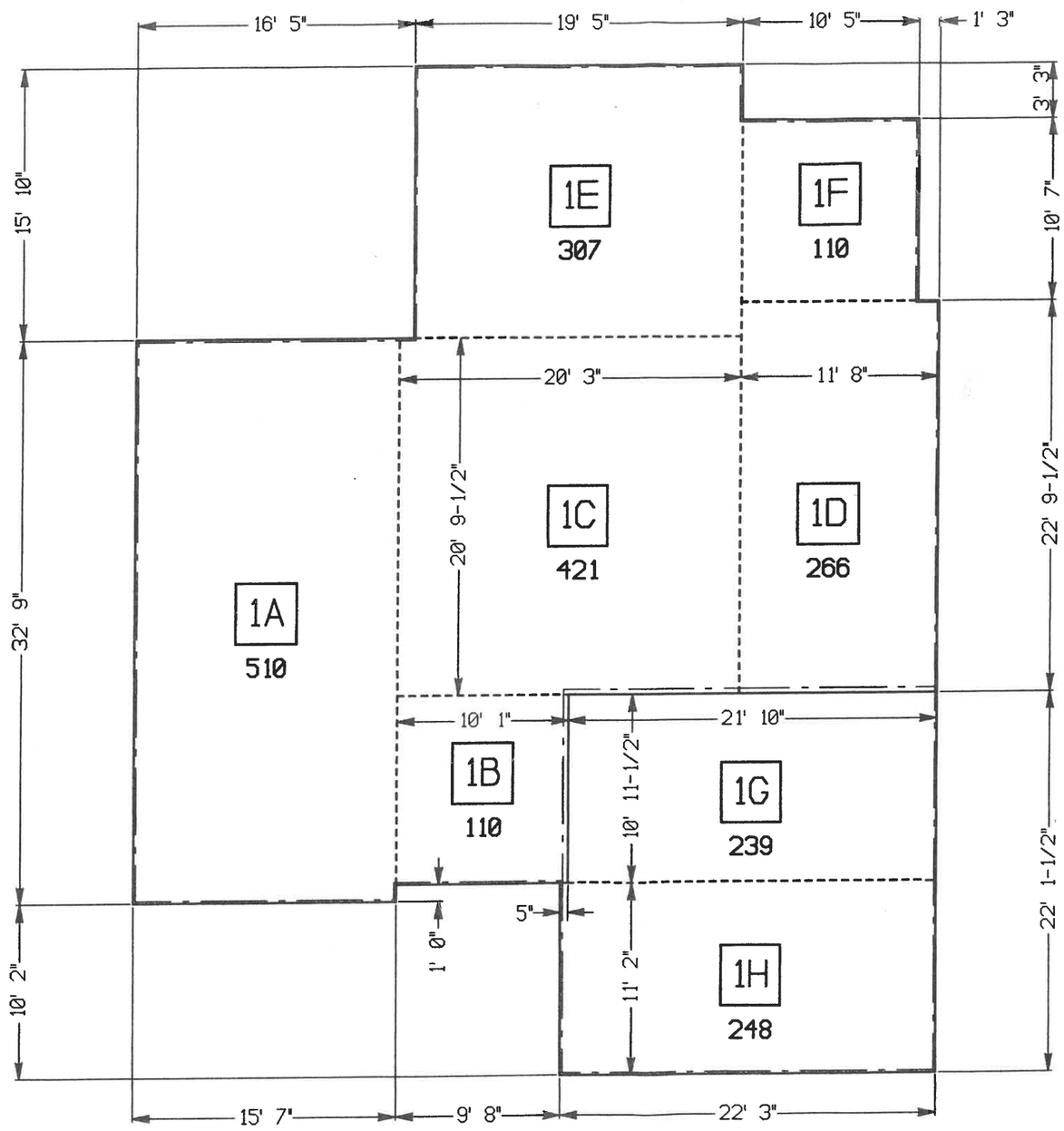

First Floor TLAG	
1A	510
1B	110
1C	421
1D	266
1E	307
1F	110
Total	1724

Garage TLAG	
1G	239
1H	248
Gross	487
Allow	-600
Net	0

TLAG Totals	
First Floor TLAG	1724
Second Floor TLAG	1873
Attic TLAG	0
Basement TLAG	0
Garage TLAG (487-600)	0
Total TLAG	3597

Corner Board Line

Fnd/Studwall Line

1A
Area Names

Note: All Dimensions Are Corner Board To Corner Board

First Floor & Garage TLAG Plan

Wellesley, MA 02482

Scale: 1/8"=1'	Designed by:	Drawn By:
Date: 5/19/2017		

First Floor & Garage TLAG Plan - Draft #11

Copyright © 2017 by Inc.
All Rights Reserved

Drawing No: T1

EXAMPLE TLAG PLANS

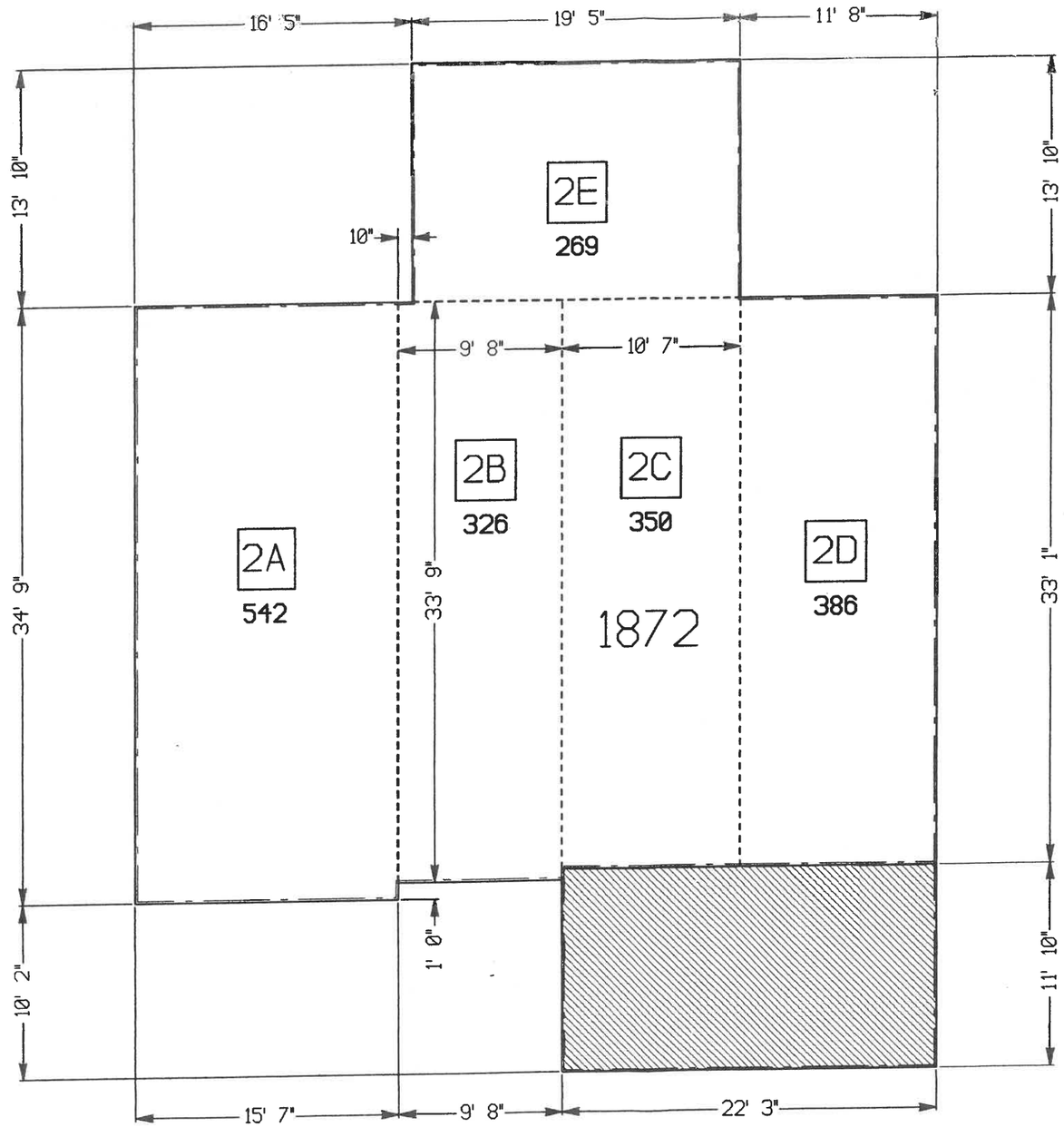

Second Floor TLAG Plan

Second Floor TLAG	
2A	542
2B	326
2C	350
2D	386
2E	269
Total	1873

Corner Board Line

Outside Studwall Line

2A
Area Names

Excluded Areas

Note: All Dimensions
Are Measured From
Corner Board To Corner Board

, Wellesley, MA 02482

Scale: 1/8"=1'
Date: 5/19/2017
Designed by:
Drawn By:

Second Floor TLAG Plan - Draft #11

Copyright © 2017 by
All Rights Reserved

Drawing No: T2

EXAMPLE TLAG PLANS

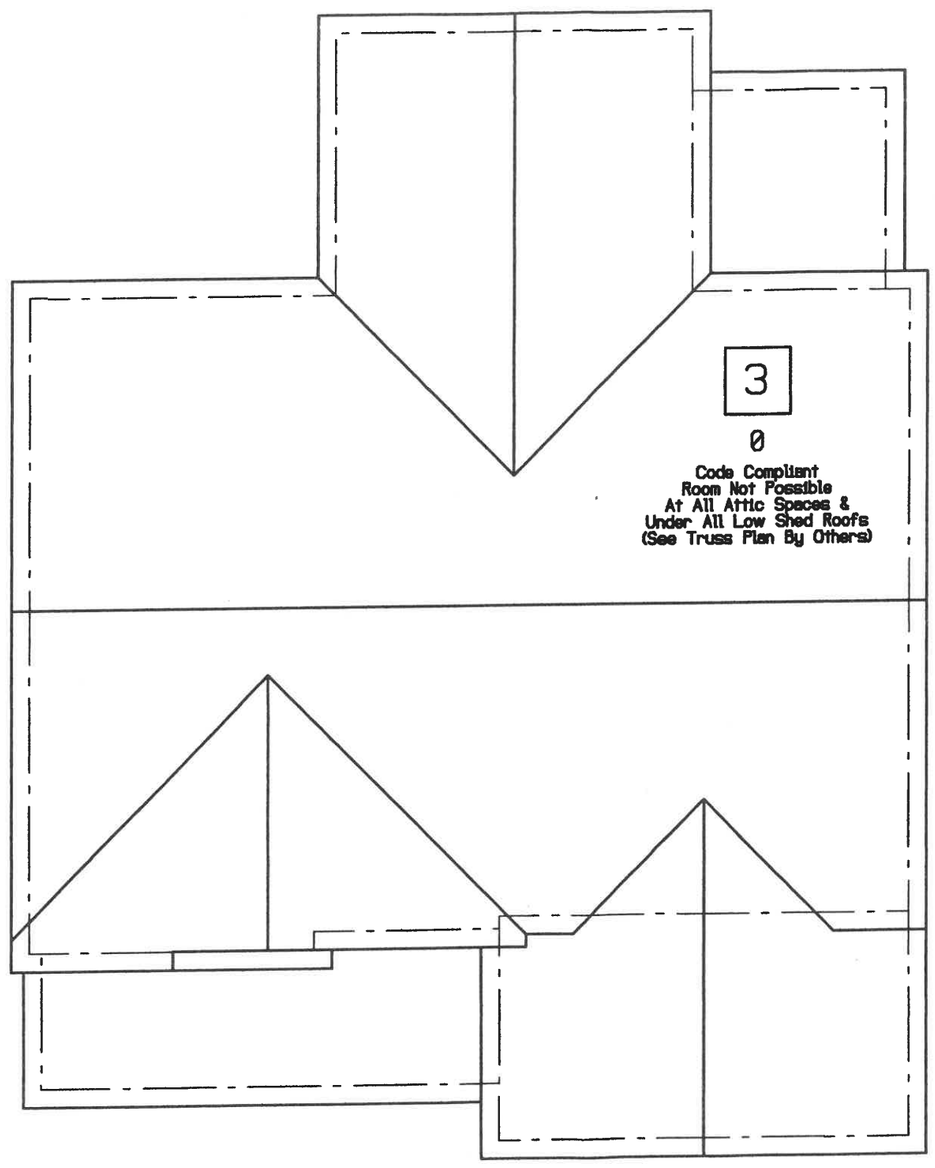

Roof Overhang Line

Outside Studwall Line

3A
Area Names

Attic TLAG Plan

Wellesley, MA 02482

Scale: 1/8"=1' Date: 5/19/2017	Designed by:	Drawn By:

Attic TLAG Plan - Draft #11

Copyright © 2017 by
All Rights Reserved

Drawing No: T3

EXAMPLE TLAG PLANS

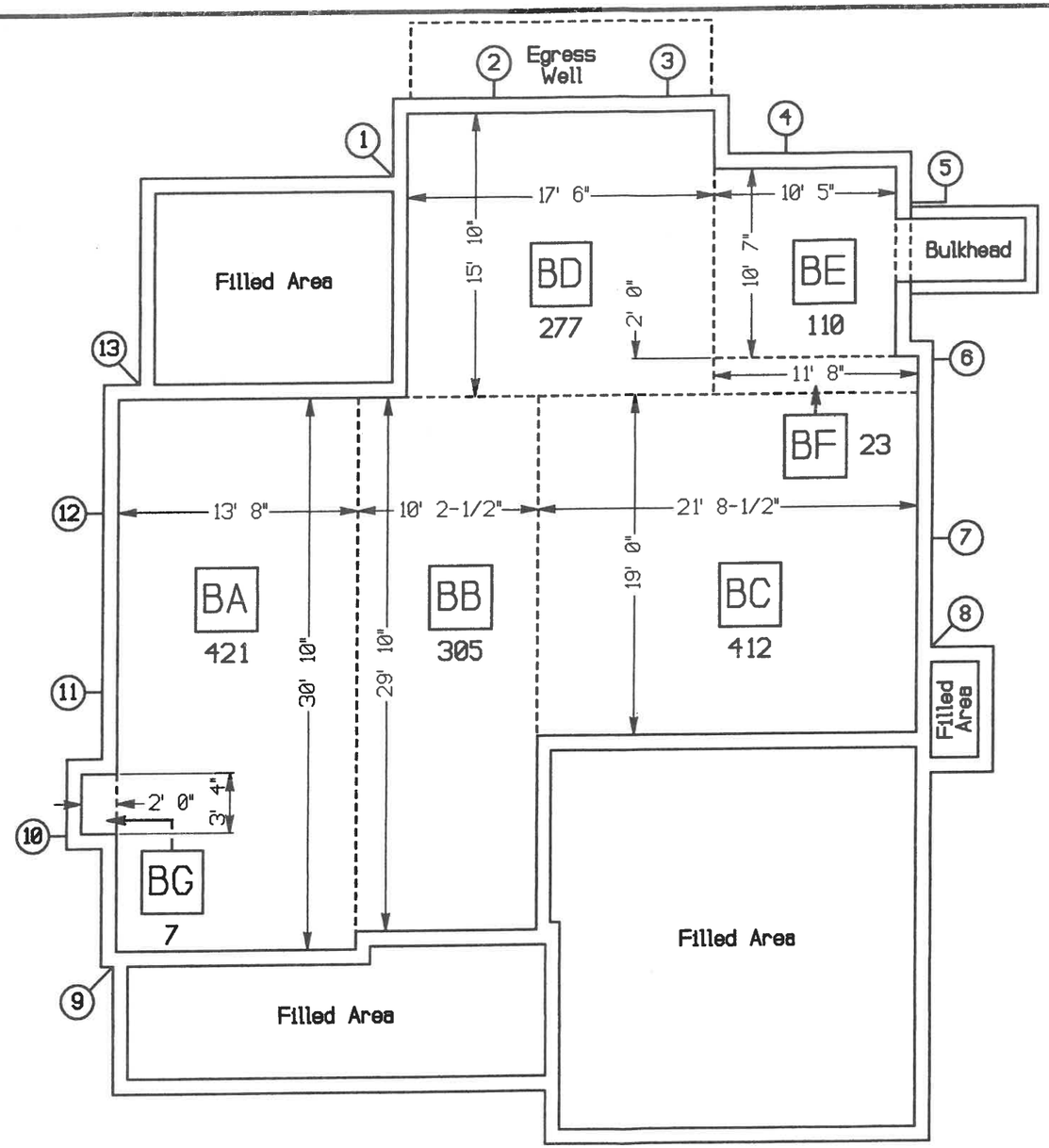

Basement TLAG Plan

Sq Ft Areas	
BA	421
BB	305
BC	412
BD	277
BE	110
BF	23
BG	7
Gross	1555

Basement TLAG

Grade Points	# Pts	Grade To Top Of Bsm't Wall	Product Of # Pts X Inches
P1 Thru P1	1	11"	11"
P2 Thru P3	2	59"	118"
P4 Thru P13	10	11"	110"
Subtotals	13		239"

Avg Grade To Top Of Bsm't Wall	18.4"
Bsm't Slab To Top Of Bsm't Wall	91.5"
% Bsm't Above Grade	20.1"
% Bsm't Counting Toward TLAG	0%
Bsm't = Gross x %	0

Foundation Line

BA
Area Names

1
Grade Points

Note: All Dimensions Are Inside Fnd. To Inside Fnd.

Wellesley, MA 02482

Scale: 1/8"=1'
Date: 5/19/2017
Designed by:
Drawn By:

Basement TLAG Plan - Draft #11

Copyright © 2017 by
All Rights Reserved

Drawing No: T4