

# DIRECTOR'S REPORT

*Deborah Greenwood, Director of Senior Services, Prepared for: November 21, 2024*

## ADMINISTRATION

### OCTOBER 2024

#### Enrollment

During October, the COA acquired 17 new patrons – 7 are Wellesley residents and 10 are non-residents. Of these, 8 are in the 60-69 age group, 4 are in the 70-79 age group, and 5 are in the 80+ age group. Additionally, 14 new patrons are female, and 3 are male. Of the 718 registered patrons, 555 were Wellesley residents and 163 were non-residents.

#### Sign-Ins/Attendance

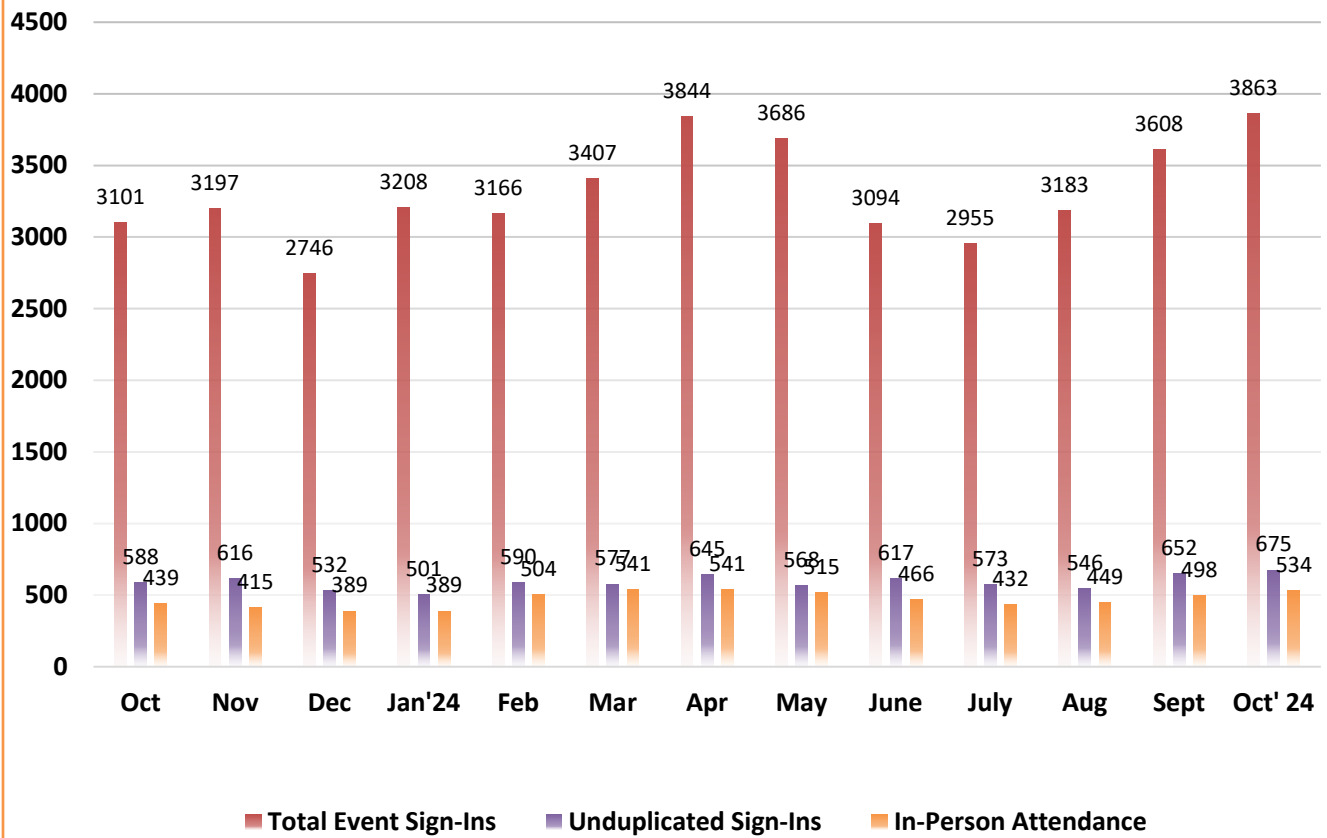
We had 3863 Total Event Sign-Ins with 675 active patrons for the entire month. Of the sign-ins:

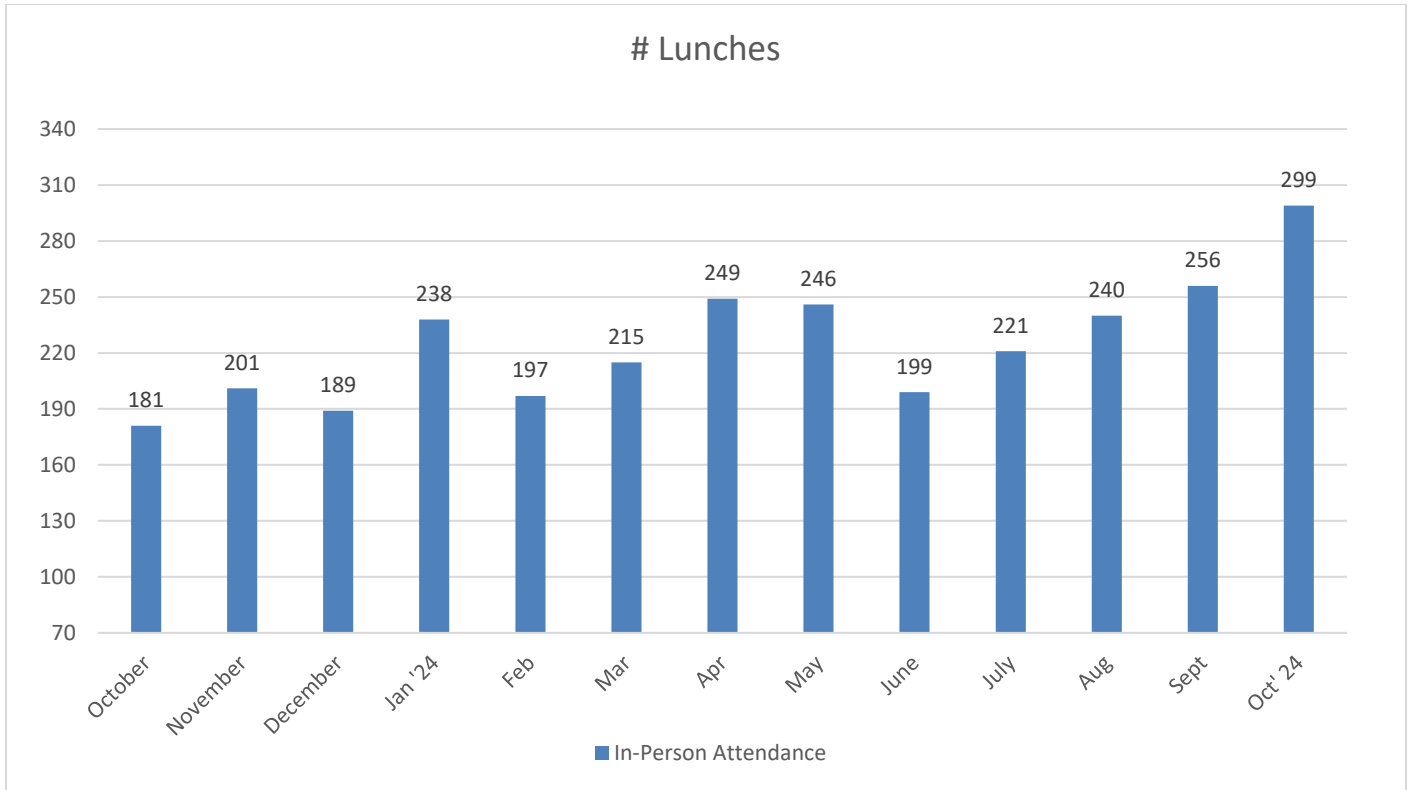
- 2128 were in-person “swipes” entered by 534 different patrons.

#### Programming Stats

- Community Education - 78 (76 unduplicated)  
(Extreme Weather, KevTech Photos)
- Cultural – 481 (208 unduplicated)  
(World Religions, Why the Salem Witch Hunt Matters Today, Art History’s Best Dressed)
- Fitness Center usage - 249 (53 unduplicated)
- Fitness Instruction - 663 (136 unduplicated)  
(Yoga, Cardio Dance, Chair Yoga, Core and More Fit For Life, Hi-Low, Pilates, Yoga for Better Balance, and Seated Strength and Balance)
- Wellness/Health Education - 125 (99 unduplicated)  
(Keep Well Clinic, Aging Alone, Series of Mindfulness, Kate’s groups)
- IT Tech Assistance – 10 (9 unduplicated)
- Recreation/Socialization – 1204 (332 unduplicated)  
(Bingo, Bridge, Cribbage, Drop-Ins, Ping Pong, Movies Café Visits, and Musical Events)
- Outreach - 98 (30 unduplicated)  
(Men In Retirement, Women in Retirement Social Connections)
- Group Support - 38 (24 unduplicated)  
(Breakfast Club, Community Bears, Coffee with the WPD)
- Day Trips, Congruent Meals – 106 (104 unduplicated)  
(Bus Shopping Trips, Events with lunch, Breakfast club)
- SHINE appointments – 22 (22 unduplicated)
- Lunch Attendance – 299 (67 unduplicated)

## # EVENT PARTICIPATION





## GIFTS October

\$608.39	Friends of the Wellesley COA	Coffee Subsidy October 2024
\$937.00	Friends of the Wellesley COA	Lunch Subsidy October 2024
\$1,429.00	Almira Simons Fund	Simons Lunch October 2024
\$170.00	Almira Simons Fund	Programming/Scholarship October 2024
\$100.00	Stan Pignone	General Donation In Memory of Frank Lam

## PROGRAMMING

### October 2024

#### Highlight of the Month: Friends Annual Health Fair

- The main event in October was the **Friends of the Council on Aging Annual Health Fair**.
- This successful event featured **over 40 vendors** and drew more than **200 attendees**.
- Key areas shown included **fitness, nutrition, health screenings**, and more, offering a comprehensive health experience for our patrons.

### Special Presentation: Extreme Weather by Harvey Leonard

- We hosted **Harvey Leonard**, who gave an engaging talk on extreme weather.
- This presentation was highly popular, attracting **70 attendees**, one of our largest gatherings since the pandemic.
- However, the room was at maximum capacity, raising concerns among patrons about safety due to the lack of a middle or back aisle for proper egress.

### Annual Oktoberfest Celebration

- Our **Oktoberfest** event was a resounding success, selling out in advance.
- The celebration featured **non-alcoholic beer steins** and seasonal music, creating a festive and welcoming atmosphere.

**Halloween-Themed Events** We organized a variety of Halloween-themed activities to cater to different interests:

- **October 3rd:** *Why the Salem Witch Hunt Matters Today* – An insightful discussion.
- **October 28th:** *Candy We All Remember and Love* – A nostalgic look at favorite treats.
- **October 30th:** *Haunted History of New England* – Exploring eerie local stories.
- **October 31st:** *Ghostbusters* (The Original) – A classic movie screening to cap off the celebrations.

### Podiatry Clinic Expansion

- Responding to popular demand, the **Podiatry Clinic** has been scheduled to occur **once per newsletter**, transitioning from its previous ad hoc arrangement.

### Loss of a Regular Presenter

- We experienced an unfortunate loss in programming as our **bi-weekly “Words Galore”** presenter had to step down due to personal reasons. We are currently exploring options for a replacement to resume this valued activity.

## SOCIAL WORK/OUTREACH

TOTAL	<i>Unduplicated residents served</i>	<i>Almira Simons Approved</i>
OCTOBER	51	2

MONTH	<i>Social Connections</i>	<i>Women in Retirement (Attendance)</i>	<i>Men in Retirement (Attendance)</i>	<i>Senior Work Off Tax Relief</i>	<i>FUEL Assistance Consults</i>
-------	---------------------------	---	---------------------------------------	-----------------------------------	---------------------------------

	<i>(Attendance 1x/wk.)</i>	<i>2x/mo.)</i>	<i>1x/wk.)</i>		
OCTOBER	56	18	35	7	4

<i>MONTH</i>	<i>In- Office Consults</i>	<i>Telephone Consults</i>	<i>Home Visits</i>	<i>Email referrals</i>
OCTOBER	18	41	5	22

The Health & Social Services Administrator works with Wellesley seniors and their families to help individuals navigate challenges and life changes. Consultations are provided via telephone or in person, as requested. The level of time and complexity varies by each situation and crisis level. Common concerns involve topics such as financial distress, family dynamics, anxiety, depression, increasing cognitive impairment, housing issues, and coping with various medical diagnosis.

## TRANSPORTATION

Pick Up Address	City/Town
Market Place DR	WALTHAM
Chestnut St	NEEDHAM
Worcester St	WELLESLEY
Worcester St	WELLESLEY
Central St	WELLESLEY
WASHINGTON ST	WELLESLEY
Linden St	WELLESLEY
WASHINGTON ST	NEWTON LOWER FALLS
Walnut St	WELLESLEY
Laurel Ave	WELLESLEY
Washington St	WELLESLEY
Walnut St	WELLESLEY
WALNUT ST	WELLESLEY HILLS
Linden St	WELLESLEY
ARNOLD RD	WELLESLEY HILLS
Worcester Rd	FRAMINGHAM
Washington St	WELLESLEY
Worcester St	WELLESLEY

Trip Date	
10/11/2024	5

10/15/2024	8
10/16/2024	4
10/18/2024	9
10/21/2024	6
10/22/2024	10
10/23/2024	7
10/24/2024	4
10/28/2024	1
10/29/2024	2
10/31/2024	<u>4</u>
<b>Total Rides</b>	<b><u>110</u></b>


## VOLUNTER DRIVER PROGRAM OCTOBER 2024

### Requests Summary



October 1, 2024 - October 31, 2024

### Rides



Total Rides	32
Completed Rides	20
Canceled by Patron	9
Abandoned (Never picked up by a driver)	1

### **VOLUNTEER**

Volunteers assisted with the FRIEND's Health and Wellness Fair fundraiser on October 17th. Volunteers helped with set up, directed exhibitors to their assigned stations, greeted community members who attended the event, and directed parking at the offsite exhibitor parking lot and the TPC parking lot.

We are actively working to recruit more community volunteers to fill in when absences occur and when lunch attendance is high. We receive volunteer interest through our website, word of mouth, and through our membership. We reopened our post on the platform Volunteer Match specifically for Lunch Servers and received several responses from interested parties. Our best source for getting new volunteers continues to be our pool of existing volunteers. We have been especially successful in filling the after-school greeter shifts with WHS students.